




West Cornforth Primary School
Weekly Overview of Home School Learning Tasks 5 - Year 4



WB: 04.05.2020



You can share your work with Miss Bailey via Class Dojo Portfolios or Class Dojo Messages. English work can also be completed on MyON Projects. Stay safe!

★ This symbol indicates five tasks Miss Bailey would most recommend having a go at across the week.

Day	Daily English Task Weekly Focus: Poetry	Daily Maths Task Weekly Focus: Place Value.	Other Subjects	Keeping Active
Monday	<p>Daily Reading Practise. Read online and complete your Accelerated Reader quizzes by logging onto MyON: https://www.myon.co.uk/login/index.html</p> <p>(NEW) English Starter. As of this week, each day I will post a little something that will keep your core English skills ticking over. Today's Focus: <i>Listening Comprehension</i> Watch Miss Bailey read a short story and answer the questions she gives you at the end.</p> <p>★ Exploring rhythm in poetry. Rhythm is the beat of a poem when somebody reads it out loud, similar to the drum in a song. We make rhythm out of the syllables in the words we use. A Haiku is a poem with a specific rhythm. Watch Miss Bailey's YouTube support video to learn more about rhythm, syllables and how to make a Haiku of your own all about nature.</p> <p>★ Remember: You start a new paragraph for every new line in a poem.</p> <p>★ Challenge: Can you extend your Haiku into a Tanka?</p>	<p>Daily Times Tables Practise. TTRockstars: https://trockstars.com/ MathsFrame: https://mathsframe.co.uk/en/resources/category/7/multiplication-and-division TopMarks: https://www.topmarks.co.uk/maths-games/7-11-years/multiplication-and-division</p> <p>Sequences. There are many different sequences that we can find in maths – the way to tackle them is by spotting their pattern, testing it with the rest of the sequence and then applying it.</p> <p>Watch Miss Bailey's YouTube video to remind you of how to best solve sequences and then have a go at the different questions in Home Learning Pack 5.</p>	<p>Computing/RE This year, in our computer coding sessions, we have looked at repetition, coded loops and nested loops in our computer code. Remind yourselves of how we can sequence code to make animations and even music in Scratch by watching Miss Bailey's YouTube support video. Them, head over to https://scratch.mit.edu/projects/editor/?tutorial=getStarted and make a dancing sprite yourself! Once you're done, don't forget to send Miss Bailey a screenshot of your code on Class Dojo.</p> 	<p>Joe Wicks 9am PE Sessions: https://www.youtube.com/user/thebo dycoach1</p> <p>Kids Yoga: https://www.youtube.com/user/CosmicKidsYoga</p>
Tuesday	<p>Daily Reading Practise. Read online and complete your Accelerated Reader quizzes by logging onto MyON: https://www.myon.co.uk/login/index.html</p> <p>(NEW) English Starter. As of this week, each day I will post a little something that will keep your core English skills ticking over. Today's Focus: <i>Spelling</i> Revise the following spelling rule by completing the word search provided. <i>Adding the prefix in- to change the meaning of a root word to not or in. If the root word begins with an m or p, use the prefix im-.</i></p>	<p>Daily Times Tables Practise. TTRockstars: https://trockstars.com/ MathsFrame: https://mathsframe.co.uk/en/resources/category/7/multiplication-and-division TopMarks: https://www.topmarks.co.uk/maths-games/7-11-years/multiplication-and-division</p> <p>★ Rounding. Rounding is an important skill where we make a number easier to use changing it to the closest simple number nearby. We can</p>	<p>Art/DT Today, I'd like you to look at different mechanisms, sliders and levers, which provide movement in a variety of ways. A slider is a mechanism which makes something move up, down, left or right. For example: a sliding bolt on a door or a rail for a curtain. A lever is a mechanism which makes something pivot around a point. For example: a pair of scissors (the blades of which move around the screw in the middle) or a seesaw (the sides of which move around the centre which is secured to the ground).</p>	<p>Joe Wicks 9am PE Sessions: https://www.youtube.com/user/thebo dycoach1</p> <p>Just Dance: https://www.youtube.com/results?search_query=just+dance+playlist&sp=EiSSASEKCi9tLzA5djl2ZDggE2p1c3QgZGFuY2UgcG</p>

	<p>Similes, metaphors and odes. Poems are an expression of feeling which are full of imagery. One way we can create imagery is through the use of similes and metaphors, where we compare one thing to another thing to exaggerate our meaning, and what better way to express feeling than through an ode?</p> <p>Watch Miss Bailey's YouTube support video to revise how to create similes and metaphors and learn how to write an ode of your own all about something you couldn't live without during lockdown.</p> <p>★ Remember: You start a new paragraph for every new line in a poem.</p> <p>★ Challenge: Can you use a simile AND a metaphor in your ode?</p>	<p>round to the nearest ten, hundred, thousand or even to the nearest whole number when we use decimals.</p> <p>Watch Miss Bailey's YouTube video to remind yourself of how to round numbers in different ways and then have a go at the different questions on the maths strip in Home Learning Pack 5.</p> <p>Make sure you read the question carefully!</p>	<p>Watch Miss Bailey's YouTube support video to see how you can create a moving picture, a moving creature or even a sort of puppet show, using just a few materials around your home and a slider of lever mechanism.</p> <p>A slider mechanism in a bolt lock. A lever mechanism in a pair of scissors.</p>  	<p>xheWxpc3R4AQ%253D%253D</p>
<p>Wednesday</p>	<p>Daily Reading Practise. Read online and complete your Accelerated Reader quizzes by logging onto MyON: https://www.myon.co.uk/login/index.html</p> <p>(NEW) English Starter. As of this week, each day I will post a little something that will keep your core English skills ticking over. Today's Focus: <i>Handwriting</i> As a lot of children are completing their work online, today I'd like you to practise your joined handwriting on a piece of paper (ideally lined paper) by copying Miss Bailey's passage.</p> <p>★ Exploring rhyme and rhyme schemes. Rhyme is where two (or more) words end in the same sound creating a melodic effect. Rhyme is very popular in poetry and there are many different rhyme schemes that poets can use.</p> <p>★ Remember: Because rhyme is all about how the words <u>sound</u>, two words can be spelt differently at the end and still rhyme.</p> <p>★ Challenge: Can you find a poem or nursery rhyme of your own, in a book or on the internet, and identify the rhyme scheme used?</p>	<p>Daily Times Tables Practise. TTRockstars: https://trockstars.com/ MathsFrame: https://mathsframe.co.uk/en/resources/cate-gory/7/multiplication-and-division TopMarks: https://www.topmarks.co.uk/maths-games/7-11-years/multiplication-and-division</p> <p>Estimation. Estimating is when we make a sensible guess about the answer to a calculation. One of the best ways we can estimate the answer to a calculation is by using similar, simple number. Sound familiar? Yes, we can estimate by calculating using rounded numbers.</p> <p>Watch Miss Bailey's YouTube video to see how we can round numbers to support estimated calculations and then have a go at the questions in Home Learning Pack 5.</p>	<p>Music/Spanish This brilliant website lets us listen to radio stations around the world LIVE: http://radio.garden/visit/durham/cr8u9eUX</p> <p>Listen to music around the world, enjoy the songs you hear and dance to them like no-ones watching. Then, think about the following questions: - What is similar about this music and the music I listen to? - What is different about this music and the music I listen to? - What instruments can I hear? - Do I like this music?</p> <p>This week's country: South Korea.</p> <p>This is our final week looking at the music of other countries. Reflect on the music which you have listened to over the past six weeks, the music of India, Madagascar and South Korea, and think about; - Which did you enjoy the most? - Did any of the music surprise you? - Will you choose to continue listening to any of the music that you have looked at during the lockdown?</p>	<p>Joe Wicks 9am PE Sessions: https://www.youtube.com/user/thebo-dycoach1</p> <p>Daily Walk: Go for a walk around your local area, a cycle or a scoot.</p>
<p>Thursday</p>	<p>Daily Reading Practise. Read online and complete your Accelerated Reader quizzes by logging onto MyON: https://www.myon.co.uk/login/index.html</p> <p>(NEW) English Starter. As of this week, each day I will post a little something that will keep your core English skills ticking over. Today's Focus: <i>Grammar (Apostrophes)</i></p>	<p>Daily Times Tables Practise. TTRockstars: https://trockstars.com/ MathsFrame: https://mathsframe.co.uk/en/resources/cate-gory/7/multiplication-and-division TopMarks: https://www.topmarks.co.uk/maths-games/7-11-years/multiplication-and-division</p>	<p>Science Last week, you learnt that animals can be classified as either vertebrate or invertebrate creatures in our Animal Kingdom.</p> <p>Today, we are going to focus on looking at those animals who fell into the vertebrate group because they have a backbone. These animals can be further</p>	<p>Joe Wicks 9am PE Sessions: https://www.youtube.com/user/thebo-dycoach1</p> <p>GoNoodle:</p>

	<p>Can you explain the mistake with the possessive apostrophe that Miss Bailey has used in her sentence?</p> <p>★ Rhyme schemes and clerihews. A clerihew is a type of humorous poem about another person which is made up of two rhyming couplets in one verse. They are created by poets to entertain people.</p> <p>★ Remember: Words that rhyme do not have to be spelt the same way, as long as they sound the same at the end.</p> <p>★ Challenge: Can you create more than one clerihew about a few different characters?</p>	<p>Roman Numerals. The number system we use in the modern day is known as Arabic numerals; such as, 1, 2, 3 and 4. However, in Roman times a Roman numeral system was used. The Romans had no zero in their system and made all other numbers out of just seven symbols.</p> <p>Watch Miss Bailey's YouTube support video to remind yourselves of the Roman numeral system and then have a go at the questions on the maths strip in Home Learning Pack 5.</p>	<p>classified into five groups known as their "animal class". We can decide which group each animal belongs in based on a set of characteristics.</p> <p>Look through the provided Science PowerPoint to learn about the characteristics for each class of vertebrate animals.</p> <p>Following this, sort an array of vertebrate animals into their class based on what you know about those animals, eg. if that animals has feathers.</p> <p>Finally, have a go at sorting some trickier animals, including some you may never have heard of before, into the correct class based on their characteristics.</p> <p>Can you be a top taxonomist (animal classification expert)?</p>	<p>https://family.gonoodle.com/</p>
--	---	---	---	--

On Friday, the UK will be celebrating the 75th anniversary of VE (Victory in Europe) Day. If you would like to get involved, Miss Bailey has provided a range of ideas which you could have a go at in Home Learning Pack 5. Enjoy!