


Home Learning Pack Year 1




Name: _____

One More One Less

One More One Less

1a. Circle the number that is one more than the amount shown below.




24

40

31

VF

1b. Circle the number that is one less than the amount shown below.




29

38

19

VF

2a. Find one more and one less than the number shown below.



One more is .

One less is .



VF

2b. Find one more and one less than the number shown below.




One more is .

One less is .



VF

3a. Complete the sentences.



There are straws.


One more than is .

One less than is .



VF

3b. Complete the sentences.



There are straws.

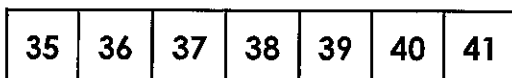
One more than is .

One less than is .



VF

4a. Use the number track to complete the sentence.

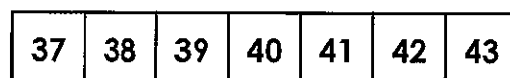


38 is one less than .



VF

4b. Use the number track to complete the sentence.



40 is one more than .



VF

One More One Less

One More One Less

1a. Which statement is incorrect?



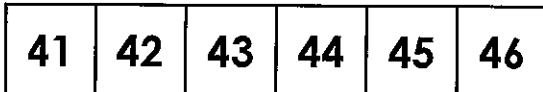
Abra

One more than 44 is 43.

One less than 44 is 43.



Belle



R

1b. Which statement is incorrect?



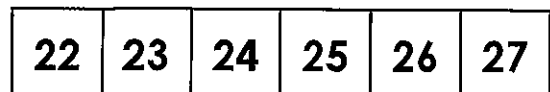
Luca

One less than 25 is 22.

One more than 25 is 26.



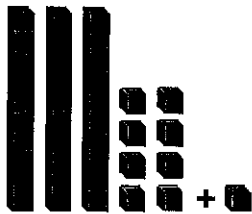
Aiza



R

2a. Which is the odd one out?

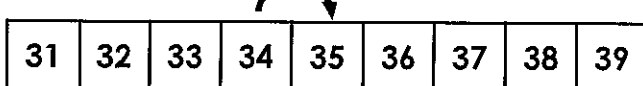
A.



B.

One more than
34 is 35.


C.




PS

2b. Which is the odd one out?

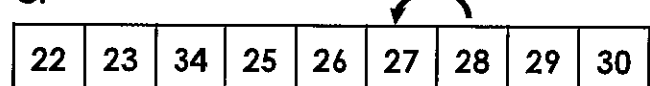
A.



B.

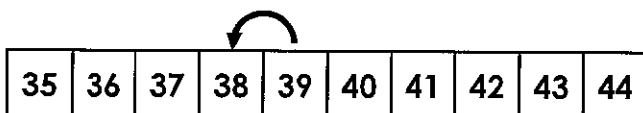


C.



PS

3a. Stan has drawn a number track to show one more than 39.

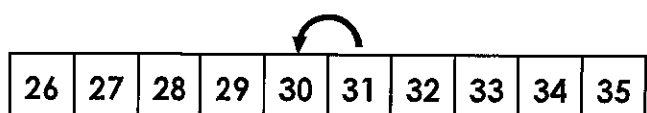


Is he correct? Explain your answer.



R

3b. Emma has drawn a number track to show one less than 30.



Is she correct? Explain your answer.

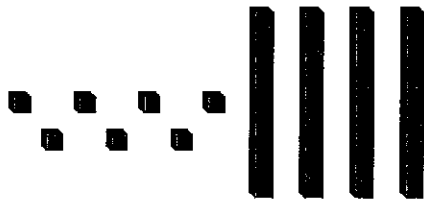


R

Tens and Ones


Tens and Ones

1a. Circle 16.



VF

1b. Circle 18.



VF

2a. Draw the number 17 using sticks and bricks.



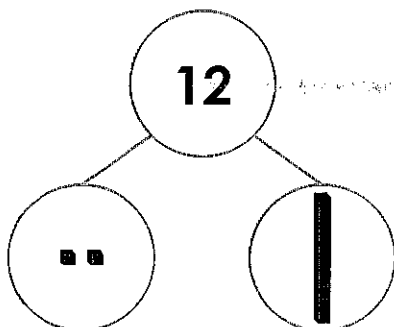
VF

2b. Draw the number 15 using sticks and bricks.



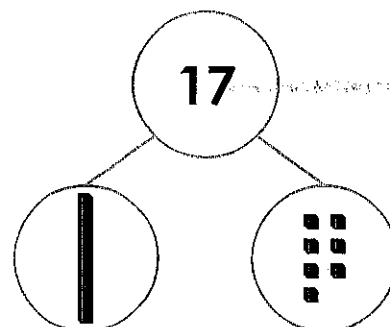
VF

3a. True or false?



VF

3b. True or false?



VF

4a. Match each number to the Base 10.

14

| ten and  ones.

11

| ten and  ones.

17

| ten and  one.



VF

4b. Match each number to the Base 10.

20

| ten and  ones.

19

| ten and  ones.

12

 tens.



VF

Tens and Ones

Tens and Ones

1a. Fred is drawing the number 19. What is missing?



PS

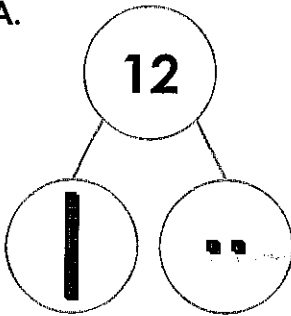
1b. Pete is drawing the number 11. What is missing?




PS

2a. Which is the odd one out? Why?

A.



B.




C. 11 has 1 ten and 1 one.



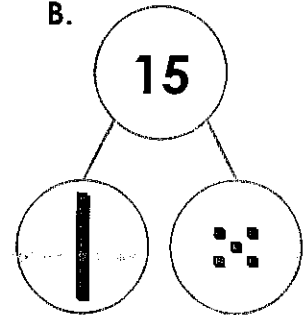
R

2b. Which is the odd one out? Why?

A.



B.




C. 15 has 1 ten and 5 ones.



R

3a. Holly and Paul are making the number 15.



We need 2 more ones.

Holly



We need 1 more one.


Paul

Who is correct? Explain how you know.



R

3b. Pat and Shan are making the number 18.



We need 1 more one.

Pat

We need 1 ten.



Shan

Who is correct? Explain how you know.



R

10

$0 + ? = 10$

9

$1 + ? = 10$

8

$2 + ? = 10$

7

$3 + ? = 10$

6

$4 + ? = 10$

5

$5 + ? = 10$

4

$6 + ? = 10$

3


$7 + ? = 10$

Classroom
secrets



© Classroom Secrets Limited 2020

Visit kids.classroomsecrets.co.uk for online games to support learning.

Join our  Group: Coronavirus Home Learning Support for Teachers and Parents

$8 + ? = 10$	2
$9 + ? = 10$	1
$10 + ? = 10$	0

Classroom secrets

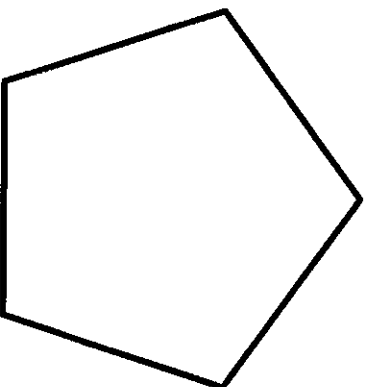

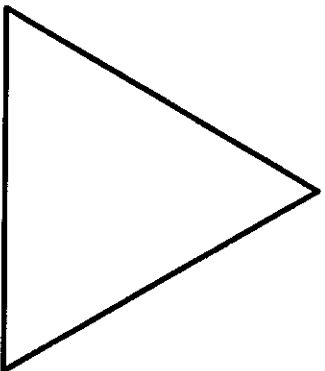


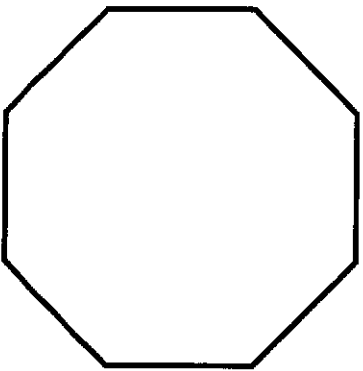
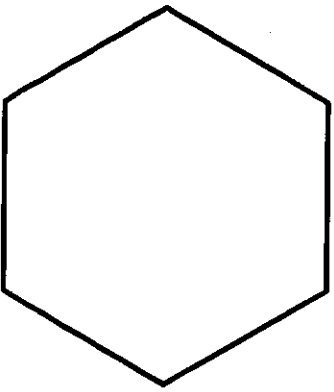


Visit kids.classroomsecrets.co.uk for online games to support learning.

© Classroom Secrets Limited 2020

Join our  Group: Coronavirus Home Learning Support for Teachers and Parents


Recognising 2D Shapes



Label each shape with the correct name.

Count in 5s


1. Mrs. Zuk is taking some aliens on a trip to the space farm. She needs to order wellies for each alien.



More than 3 aliens are going on the trip. She has space for up to 10 aliens on her spaceship.

Order Form

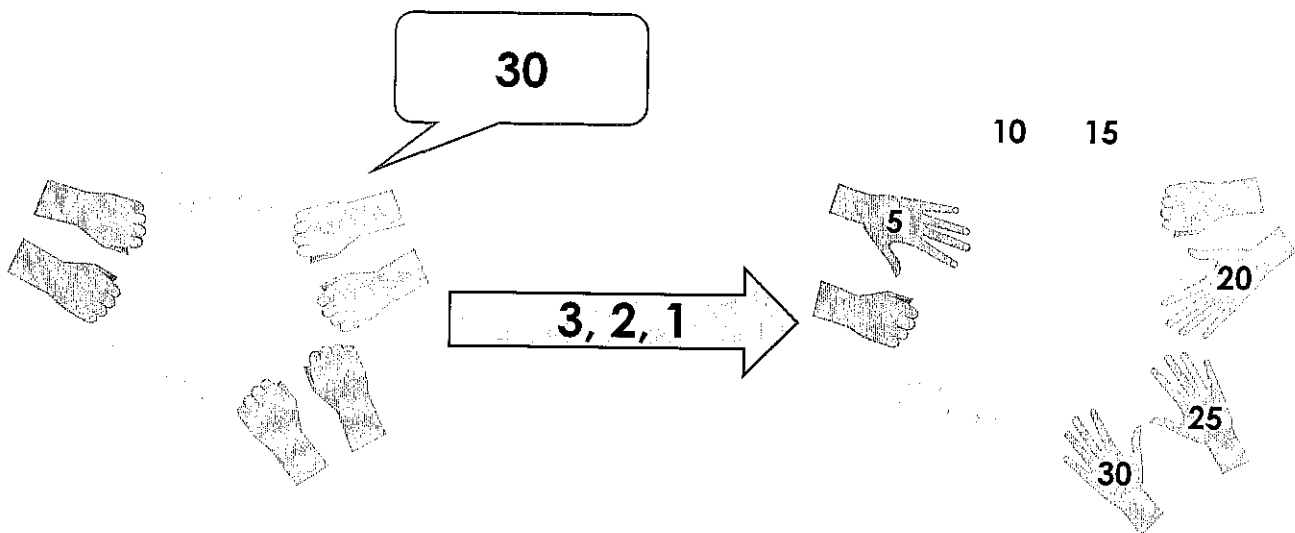
No. of aliens attending	No. of wellies needed
1	5
2	10
3	15



Explore how many wellies she might need in total.

DP

2. Stand in a circle with up to 4 friends. Put your hands in front of you, fists closed.



One player shouts out a counting in 5s number. Count down 3, 2, 1. Either open your fist to show 5 or leave them closed. If the number shown matches the called number, that player gets a point.

DP

Capital Letters to Start Sentences 2

Capital Letters to Start Sentences 2

1a. Circle the words which need a capital letter.

the wheel is broken and I can't fix it.

look at that big fish in the pond!



VF

1b. Circle the words which need a capital letter.

she dropped the coin in the sea.

the doctor looked in my mouth.



VF

2a. Correct the sentences below.

five is more than four.

fetch your hat and scarf.



VF

2b. Correct the sentences below.

the train came but I was late.

dogs are good pets.



VF

3a. Choose the best word to start each sentence.

come

draw

when

_____ to my house.

_____ a green bird.

Remember to add the capital letter.



VF

3b. Choose the best word to start each sentence.

our

we

she

_____ like school.

_____ went to the shop.

Remember to add the capital letter.



VF

4a. Tick the correct sentence.

A. last week I went to the swimming pool.

B. Last week I went to the swimming pool.

C. last week I Went to the swimming pool.



VF

4b. Tick the correct sentence.

A. The show was funny and I liked it.

B. the show was funny and I liked it.

C. ThE show was funny and I liked it.



VF

1a. Pat has written a sentence.

you can catch it when I throw it.



The capital letters have been used correctly.


Do you agree? Explain why.



R

1b. Kira has written a sentence

we like to play in The snow.



The capital letter has been used correctly.

Do you agree? Explain why.



R

2a. Order the words to make a sentence.

said we go to the can mum zoo

Remember to use the correct punctuation.



A

2b. Order the words to make a sentence.

over she I fell her and helped

Remember to use the correct punctuation.



A

3a. Write a sentence about the picture using the word bank to help you.



she painted I and



A

3b. Write a sentence about the picture using the word bank to help you.



likes songs and sing



A

Using Questions

Using Questions

1a. Sort the words under the correct heading.

Question Opener	Not a Question Opener
-----------------	-----------------------

are school if
skirt may pencil



VF

1b. Sort the words under the correct heading.

Question Opener	Not a Question Opener
-----------------	-----------------------

table could board
should chair do



VF

2a. Choose an opener from the word bank to complete the sentence.

_____ you want to go outside?

Can	Are	Do
-----	-----	----



VF

2b. Choose an opener from the word bank to complete the sentence.

_____ you pass a pencil to me please?

May	Should	Could
-----	--------	-------



VF

3a. Rewrite this question with a different opener from the word bank. Make sure your question makes sense.

May I have an apple please?

If	Can	Should
----	-----	--------



VF

3b. Rewrite this question with a different opener from the word bank. Make sure your question makes sense.

Can we go home now?

If	Are	Should
----	-----	--------



VF

4a. Tick the question which matches the answer below.

Yes, I love it!

- A. Could you pass me the book?
- B. Are there many pages in the book?
- C. Do you like the book?



VF

4b. Tick the question which matches the answer below.

No, probably not.

- A. Should you be eating sweets?
- B. Do you eat sweets?
- C. Are you eating sweets?



VF

Using Questions

Using Questions

1a. Marie has written the question below.

Could you going to play football?

Explain the mistake she has made and write the correct question.



R

1b. Thomas has written the question below.

Can you like fish and chips?

Explain the mistake he has made and write the correct question.



R

2a. Write the question that Sam has asked Fozia.



Sam

Could ...

Yes I could open the door for you.



Fozia



A

2b. Write the question that Omar has asked Jess.



Omar

Would ...

No I wouldn't like to play outside thanks.



Jess



A

3a. Are the two questions below asking the same thing?

A. Do you have a sticker?

B. Can you have a sticker?

Prove it.



R

3b. Are the two questions below asking the same thing?

A. May I have some grapes?

B. Should I have some grapes?

Prove it.





R

How to Make Pancakes




1. Put the flour in a bowl.

2. Pour in the milk.




3. Add the eggs.


4. Mix it all up by using a
whisk.



5. Take a large pan and add some oil.




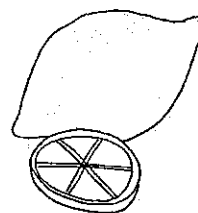


6. Pour the mixture into the hot pan.



7. Cook one side then flip it over and cook the other side.

You have made a pancake! Now choose your topping:



How to Make Pancakes – Follow-Up Work

What type of text is this?

What do you put in the bowl first?

What ingredients are used to make pancakes?


What item do you use to mix the ingredients up?

What topping would you have on your pancake?

By the River



Visit [kids.classroomsecrets.co.uk](https://www.classroomsecrets.co.uk) for online games to support learning.

Join our  Group: Coronavirus Home Learning Support for Teachers and Parents

Classroom
Secrets



© Classroom Secrets Limited 2020

By the River – Follow-Up Work

1. Who can you see in the picture?

2. What do you think she is doing?

3. What is the weather like? How do you know?

4. Where in the world could she be?

5. Do you think she is there just for the day? How do you know?

By the River – Follow-Up Work

6. Do you think she likes the river?

7. What do you think she might be able to hear?

8. Would you like to go there?

9. If you could ask the lady in the picture a question, what would it be?

10. What might be living in the forest by the river?

My Autobiography

An autobiography is a piece of writing that is all about you. Complete the sentences below with information about you and your life.

My name is

My birthday is

I live with my

My favourite book is called


When I grow up, I want to be

Classroom
secrets



Visit [kids.classroomsecrets.co.uk](https://www.classroomsecrets.co.uk) for online games to support learning.

© Classroom Secrets Limited 2020

Join our  Group: Coronavirus Home Learning Support for Teachers and Parents