

Year 2



Home/School Learning Pack



This booklet contains work the children have covered in the classroom. They will be familiar with the skills needed to complete the maths tasks. The English work has also been chosen to build upon skills we are learning in English this term.

At the back of the booklet you will find English and maths resources and key words which will help support the children's learning

## Year 2

- Compare and order numbers up to 100 and use  $<$   $>$   $=$

Order the numbers from smallest to largest.

80	20	99	5	36	47	52	79	2
<div style="border: 1px solid black; width: 40px; height: 40px; display: flex; align-items: center; justify-content: center;"></div>	<div style="border: 1px solid black; width: 40px; height: 40px; display: flex; align-items: center; justify-content: center;"></div>	<div style="border: 1px solid black; width: 40px; height: 40px; display: flex; align-items: center; justify-content: center;"></div>	<div style="border: 1px solid black; width: 40px; height: 40px; display: flex; align-items: center; justify-content: center;"></div>	<div style="border: 1px solid black; width: 40px; height: 40px; display: flex; align-items: center; justify-content: center;"></div>	<div style="border: 1px solid black; width: 40px; height: 40px; display: flex; align-items: center; justify-content: center;"></div>	<div style="border: 1px solid black; width: 40px; height: 40px; display: flex; align-items: center; justify-content: center;"></div>	<div style="border: 1px solid black; width: 40px; height: 40px; display: flex; align-items: center; justify-content: center;"></div>	<div style="border: 1px solid black; width: 40px; height: 40px; display: flex; align-items: center; justify-content: center;"></div>

Add the symbol to show whether the second number is more or less than the first number.

10  20

34  12

81  82

67  68

22  24

100  99

- Read and write all numbers to 100 in digits and words

Fill in the table with the missing digits or words

words	digits
twelve	
	61
ninety-six	
	37
one hundred	

words	digits
	23
fifty-four	
seventy	
	85
	99

- Say 10 more/less than any number to 100

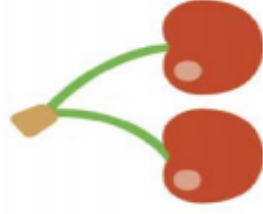
Fill in the table to show 10 less and 10 more than the given number.

10 less than		10 more than
	57	
	13	
	78	
	26	
	89	

Riyon has 70 cherries.

He eats 20 of them.

How many cherries does he have left?



cherries

Isabella has 40 apples.

She eats 30 of them.

How many apples does she have left?



apples

Adam has 50 peaches.

He eats 20 of them.

How many peaches does he have left?



peaches

Nathalia has 60 pears.

She eats 20 of them.

How many pears does she have left?



pears

## Section 1

Draw a line to match up the numbers and the words.

29

one hundred and five

49

eleven

11

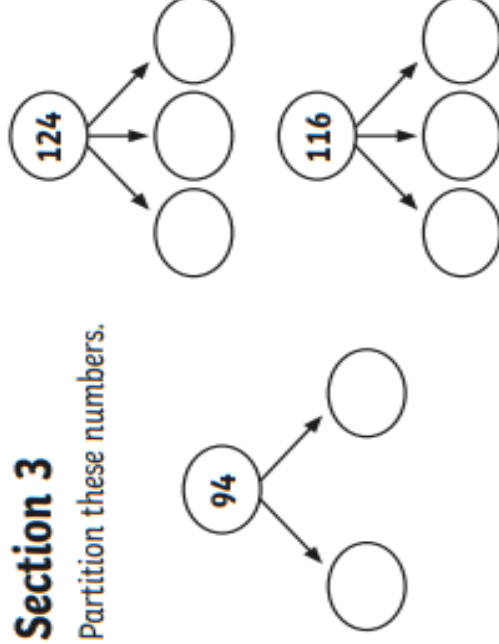
twenty-nine

105

forty-nine


## Section 3

Partition these numbers.



## Section 6

Write a maths statement for this picture.



$$\boxed{\phantom{00}} + \boxed{\phantom{00}} = \boxed{\phantom{00}}$$

## Section 2

Fill in the missing numbers.

	ten	ones
$66 =$	$\boxed{\phantom{00}}$	$\boxed{\phantom{00}}$
	$+$	

$58 =$	$\boxed{\phantom{00}}$	$\boxed{\phantom{00}}$
	$+$	

$83 =$	$\boxed{\phantom{00}}$	$\boxed{\phantom{00}}$
	$+$	

$97 =$	$\boxed{\phantom{00}}$	$\boxed{\phantom{00}}$
	$+$	

## Section 4

Order the numbers from smallest to largest.

88      83      102      71

--	--	--	--

## Section 7

I have 13 stones.

6 are purple.

The rest are blue.

How many are blue?

## Section 8

How much money is here?




## Section 5

Use these signs < or > to make these statements true.

82  83      77  76      41  14

### Section 1

$60 + 20 =$

$40 + 30 =$

$10 + 50 =$

### Section 2

Use a ruler to measure this line in cm.



The line is

### Section 3

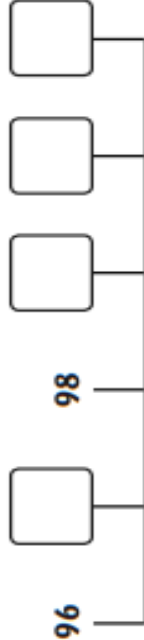
$31 - 6 =$

$40 - 5 =$

$62 - 7 =$

### Section 4

Put the missing numbers on the number line.



### Section 5

What numbers come next in the sequence?

103, 102, 101, , , .

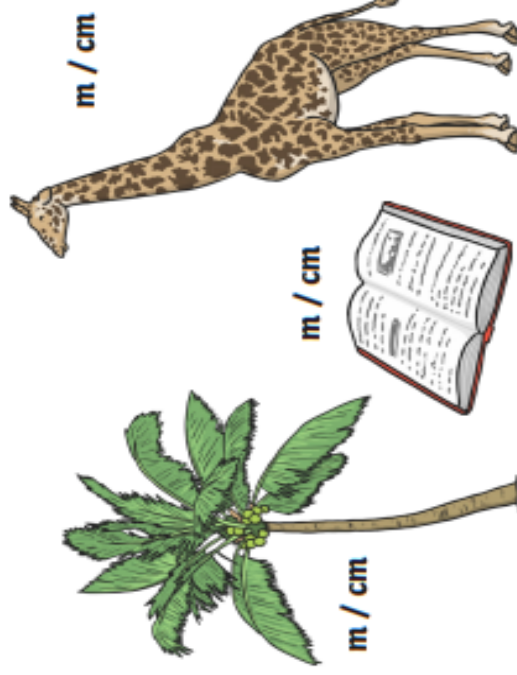
### Section 8

A juggler is juggling 12 balls. He drops half of them. How many is he juggling now?



### Section 7

Which unit would you use to measure these objects?



0 1 2 3 4 5 6 7 8 9 10


1 1 2 3 4 5 6 7 8 9 20

0 1 2 3 4 5 6 7 8 9 10

1 1 2 3 4 5 6 7 8 9 20

## Section 1

Which purse has the most money in it? Put a circle around it.



## Section 3

Using a ruler, draw a shape with sides all the same length.

This shape is a


## Section 6

Use these signs  $>$   $<$  to make these statements true.

71cm  17cm      102cm  104cm  
98cm  97cm

## Section 7

Put the numbers in the correct order on the number line.



40 42 38 41 39

## Section 2

How many tens in these numbers?

124 has  tens.

98 has  tens.

89 has  tens.

## Section 8

Write a number statement for the spots.

+  =



## Section 5

Draw a line that is 5cm long.



### Section 1

Oops! Mr Whoops has made FOUR punctuation mistakes in his sentence. Can you underline the words that should start with a capital letter?

On monday, elena walked her dog pax along the beach in exmouth.



### Section 2

Add either ? or ! to complete these sentences.

What time is it now



What an amazing place to be

How are you

### Section 3

Write the plural of this word by adding the correct suffix '-s' or '-es':



table

fox

bus

one table

one fox

one bus

four \_\_\_\_\_ three \_\_\_\_\_ two \_\_\_\_\_

### Section 4

Describe three of the animals you can see.

What colour are they? Where are they?



### Section 5

Spell the days of the week.

M \_\_\_\_\_

\_\_\_\_\_

\_\_\_\_\_

\_\_\_\_\_

\_\_\_\_\_

S \_\_\_\_\_

S \_\_\_\_\_

### Section 6

Use numbers 1-4 to put these sentences in order to make a short story.

Afterwards, she went outside and cycled to the park with her friends. ☐

Selma woke up one hot, sunny day. ☐

Once she was changed, she had some tasty cereal for breakfast. ☐

She got dressed into blue shorts and a yellow t-shirt. ☐

### Section 1

Add the suffix '-ed' to these words:

jump

hunt

buzz



\_\_\_\_\_

### Section 3

Unscramble this sentence:

loves great! Father because he's Everybody Christmas



\_\_\_\_\_

### Section 2

Which common exception word, which you might remember from Year 1, has Mr Whoops been juggling with?



\_\_\_\_\_

### Section 6

Find the hidden words in this mini word search.

c h i l d r e n  
l s a z t d j p  
i y d o o r h r  
m t i u m v s e  
b e h i n d p t  
o i g f n b e t  
s t e a k p w y

door children climb behind steak pretty

### Section 4

This sentence doesn't make sense. Add the word 'and' to make a proper sentence.

I've got the delicious Easter eggs we are going to hide them in the garden for everybody.

\_\_\_\_\_

\_\_\_\_\_

\_\_\_\_\_

### Section 5

Match the contractions to the correct word pairs.

he's she will  
didn't he is  
she'll do not  
don't can not  
can't did not

### Section 1

Add the suffix 'ing' to these words.

kiss

walk

laugh



### Section 3

Unscramble this sentence:

my you house? to Can beautiful come



### Section 2

Which Year 2 common exception word, has Mr Whoops been juggling with?

h e t l c s o



### Section 4

This sentence doesn't make sense. Add the word 'and' to make a proper sentence.

She saw a gigantic dog outside she thought it was the most beautiful dog she'd ever seen.

---

---

---

### Section 5

Match the contractions to the correct word pairs.

it'll	will not
he'll	has not
she's	it will
won't	he will
hasn't	she is

### Section 6

Find the hidden words in this mini word search.

f w o a i c v p  
a l u f e a y a  
t e o x v s t r  
h g l o e r t e  
e s d d r g p n  
r k l c y d o t  
i m p r o v e i

floor every father parent improve old

# 'au' Spelling Activity

1. Trace over 'au'.

au au au au au  
au au au au au


2. Just add 'au'.

h__l	t__nt
t__t	l__nch
__tomatic	__tumn
__thor	h__nted

3. Write the correct 'au' words under the pictures.



\_\_\_\_\_



\_\_\_\_\_



\_\_\_\_\_



\_\_\_\_\_



\_\_\_\_\_

# 'i-e' Spelling Activity

1. Trace over 'i-e'.


i e i e i e i e i e  
i e i e i e i e i e

2. Just add 'i-e'.

\_c\_  
f\_r\_  
t\_m\_  
ins\_d\_

sl\_d\_  
k\_t\_  
f\_v\_  
inv\_t\_

3. Write the correct 'i-e' words under the pictures.

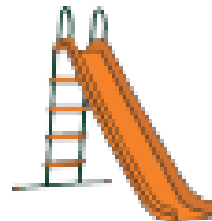


5

\_\_\_\_\_

\_\_\_\_\_

\_\_\_\_\_



\_\_\_\_\_

\_\_\_\_\_

Write a diary entry in the character of Traction Man

	Aa	•	finger spaces	dog
Me				
Adult				



---

---

---



---

---

---





---


---

---

---

---

---



---

---

---

---


---

---

Try your singing skills with this song! Perform it for your family!

## There was a Toy called Traction Man

(To the tune of there was a princess long ago)



There was a toy called Traction Man, Traction man, Traction Man,  
there was a toy called Traction Man, long long ago.

He had a pet called Scrubbing Brush, Scrubbing Brush, Scrubbing Brush  
He had a pet called Scrubbing Brush, long long ago.



The Poisonous Dishcloth came along came along, came along  
The Poisonous Dishcloth came along, long, long ago.

Scrubbing Brush saved the day, saved the day, saved the day  
Scrubbing Brush saved the day, long, long ago.

He didn't like his Romper Suit, Romper Suit, Romper Suit  
He didn't like his Romper Suit, long long ago.



They had a very busy day, busy day, busy day  
They had a very busy day, long long ago.

---



Create a new outfit and Setting for Traction Man

Setting: \_\_\_\_\_



Traction man is in the \_\_\_\_\_ wearing

---

---

---


---

---

---



Can you make a comic strip showing how trees become paper? The first bit has been done for you.



To make paper a tree needs to be chopped down.


















Who uses this cooker?

Which materials is this cooker made from?

Why were these materials chosen?



Who uses this cooker?

Which materials is this cooker made from?

Why were these materials chosen?



Who uses this cooker?

Which materials is this cooker made from?

Why were these materials chosen?

Find out about a country in your favourite continent. Use MyOn to look at books about the continent. Use the next few pages to make some fact sheets. You can use drawings, writing and pictures from the internet too. Make a pretty border if you want to.



