



**West Cornforth Primary School**  
**Weekly Overview of Home School Learning Tasks- Year 6**


**WB: 29.06.20**

Day	Daily English Task Weekly Focus: Reading/ Year 6 English objectives.	Daily Maths Task Weekly Focus: Decimals, Percentages and Fractions/problem solving/ NRICH	Other Subjects	Keeping Active										
Monday	<p>Read a chapter from your home reading book or on the following website via your account:  <a href="https://www.myon.co.uk/login/index.html">https://www.myon.co.uk/login/index.html</a></p> <p><b>Complete the following tasks for this week on myON.co.uk – Projects. If you do not wish to do this, then complete your tasks on paper or a word document.</b></p> <p><b>Sinking of the Titanic</b></p> <p><b>Complete myON Task 1– Reading Task: All Aboard the RMS Titanic</b></p> <p>Read a range of fiction and non-fiction books that have been written about the Titanic. Complete Accelerated Reader quizzes on them (if they are available). Try to read at least 4 books.</p> <p><b>Complete myON Task 2– Graphic Organiser: Knowledge Map – Titanic Facts</b></p> <p>Write some facts about the RMS Titanic, use the information that you</p>	<p>Daily Times Tables            TTRockstars: <a href="https://trockstars.com/">https://trockstars.com/</a>            Mathletics: <a href="https://login.mathletics.com">https://login.mathletics.com</a>            TopMarks: <a href="https://www.topmarks.co.uk">https://www.topmarks.co.uk</a></p> <p>Watch the video ‘Representing fractions as decimals.’  <a href="https://www.bbc.co.uk/bitesize/articles/zrsc86f">https://www.bbc.co.uk/bitesize/articles/zrsc86f</a></p> <p>Then try the worked example on the screen which looks like:</p> <p>Let’s take a look at how to convert 0.7 into a fraction.  <b>Step 1:</b> Put the decimal into the place value chart.</p> <table border="1" data-bbox="855 898 1059 1007"> <thead> <tr> <th>H</th> <th>T</th> <th>H</th> <th>Tths</th> <th>Hths</th> </tr> </thead> <tbody> <tr> <td></td> <td></td> <td>0</td> <td>7</td> <td></td> </tr> </tbody> </table> <p><b>Step 2:</b> From the place value chart, you can see which column the number ends in - the <b>tenths</b> column (Tths).            The denominator becomes 10 and the numerator is whichever numbers follow the decimal point.            Therefore:  <b>0.7 = <math>\frac{7}{10}</math></b></p> <p>Since there are no <b>ones</b> before the decimal point, you don’t have to include the zero since there are no <b>wholes</b>.</p>	H	T	H	Tths	Hths			0	7		<p><b>Science</b></p> <p>Use the link below to access the Florida Museum website to discover fish profiles.  <a href="https://www.floridamuseum.ufl.edu/discover-fish/species-profiles/">https://www.floridamuseum.ufl.edu/discover-fish/species-profiles/</a></p> <p>Complete a range of blank species cards. You will find out lots of interesting information, but remember to simplify it down and choose the most important and relevant facts.</p> <p>You can also access these websites to help you:</p> <p><a href="https://oceana.org/marine-life/marine-mammals">https://oceana.org/marine-life/marine-mammals</a></p> <p><a href="https://www.natgeokids.com/uk/">https://www.natgeokids.com/uk/</a></p>	<p>Joe Wicks 9am PE Sessions:  <a href="https://www.youtube.com/channel/UCAxW1XT0iEJo0TYIRfn6rYQ">https://www.youtube.com/channel/UCAxW1XT0iEJo0TYIRfn6rYQ</a></p> <p>Kids Yoga:  <a href="https://www.youtube.com/user/CosmicKidsYoga">https://www.youtube.com/user/CosmicKidsYoga</a></p>
H	T	H	Tths	Hths										
		0	7											



**West Cornforth Primary School**  
**Weekly Overview of Home School Learning Tasks- Year 6**

**WB: 29.06.20**

	<p>have read in the non-fiction books to help you.</p> <p><b>Complete myON Task 3– Event Timeline: Timeline of Events</b></p> <p>Create a timeline of events for the RMS Titanic using the information you have read. For example, you could include: when it set off, when it crashed and when it was found.</p>	<p>Now complete the Decimals Quiz:          What are decimals quiz          Test your decimals knowledge with this <a href="#">KS2 Maths</a> quiz.</p>  <p>Now complete the worksheet 'Decimals as Fractions' on the class blog.</p>		
<p>Tuesday</p>	<p>Read a book from home, the library or online at myON.co.uk, and create a set of multiple-choice questions about what you have read.</p> <p><b>Complete myON Task 4 -Graphic Organiser: Main Idea and Details: People on the Titanic</b></p> <p>Read the books: 'The Titanic's Crew, Passengers of the Titanic, Your Life as a Cabin Attendant on the Titanic'. You are going to make some notes about the life of a person on board the titanic, as this will help you with your recount. You might want to research the role of the captain, the crew, or even a passenger. You can click on the link below for more information:</p>	<p>Daily Times Tables          TTRockstars: <a href="https://trockstars.com/">https://trockstars.com/</a>          Mathletics: <a href="https://login.mathletics.com">https://login.mathletics.com</a>          TopMarks: <a href="https://www.topmarks.co.uk">https://www.topmarks.co.uk</a></p> <p>Recognise and use thousandths.</p> <p>Watch the video:  <a href="https://www.bbc.co.uk/bitesize/articles/zx2dbqt">https://www.bbc.co.uk/bitesize/articles/zx2dbqt</a></p> <p>Next, complete Tuesday's written activity from the blog.</p> <p>Following this, try this activity:</p> <p><b>Activity 2</b>          Thousandths as decimals interactive game          Answer the five questions in the interactive game and practise the place value skills you have learnt to find the equivalent decimals to the different representations.</p>	<p><b>Geography</b></p> <p>The World's Oceans</p> <p>You will need your new atlas to complete this task.</p> <p>Work through the PowerPoint. There is a map attached to complete the ocean labelling activity.</p> <p>If you want to find out more, use your atlas to try to locate the marine wonders and play the matching game.</p>	<p>Joe Wicks 9am PE Sessions:  <a href="https://www.youtube.com/channel/UCAxW1XT0iEJo0TYIRfn6rYQ">https://www.youtube.com/channel/UCAxW1XT0iEJo0TYIRfn6rYQ</a></p> <p>Daily walk: go for a walk around your local area, a cycle or a scoot.</p>



**West Cornforth Primary School**  
**Weekly Overview of Home School Learning Tasks- Year 6**


**WB: 29.06.20**

	<p><a href="https://www.bbc.co.uk/bitesize/topics/z8mpfg8/articles/zkg9dxs">https://www.bbc.co.uk/bitesize/topics/z8mpfg8/articles/zkg9dxs</a></p> <p><b>Complete myON Task 5 - Writing Task – A Day in the Life of...</b></p> <p>You are going to write a recount as if you are the person you researched. E.g. the captain of the Titanic. You will be in role as that person, so write in first person. Try to imagine how they were feeling at different points in the day.</p>			
Wednesday	<p>Challenge your child to read to another member of the family. This doesn't have to be a book so they can be as imaginative as they wish.</p> <p><b>Complete myON Task 6: Writing Task – Titanic Disaster</b></p> <p>Use your event timeline that you completed earlier in the week to help you. Write a newspaper article, you can either write about the Titanic sinking, the search for the Titanic, or the day that the Titanic was found. You can write your newspaper article on the template on the class blog, should you wish.</p>	<p>Daily Times Tables TTRockstars: <a href="https://ttrackstars.com/">https://ttrackstars.com/</a> Mathletics: <a href="https://login.mathletics.com">https://login.mathletics.com</a> TopMarks: <a href="https://www.topmarks.co.uk">https://www.topmarks.co.uk</a></p> <p>Today you are going to compare and order decimals. Watch this video: <a href="https://www.bbc.co.uk/bitesize/articles/z68rn9q">https://www.bbc.co.uk/bitesize/articles/z68rn9q</a></p> <p>Now complete the activity 'Compare and Order Decimals' from the blog.</p> <p>Finally, try the interactive activity below:</p>	<p><b>P.E</b></p> <p>Create your own socially distanced P.E game. It could have an 'Under the Sea' theme.</p> <p>Think about different skills that you have learnt in P.E this year, and apply them to your own game.</p> <p>You could write some rules down, or take some pictures of your game and send them on Class Dojo.</p>	<p>Joe Wicks 9am PE Sessions: <a href="https://www.youtube.com/channel/UCAxW1XT0iEJo0TYIRfn6rYQ">https://www.youtube.com/channel/UCAxW1XT0iEJo0TYIRfn6rYQ</a></p> <p>Just Dance: <a href="https://www.youtube.com/results?sp=mAEB&amp;search_query=just+dance">https://www.youtube.com/results?sp=mAEB&amp;search_query=just+dance</a></p>



**West Cornforth Primary School**  
**Weekly Overview of Home School Learning Tasks- Year 6**

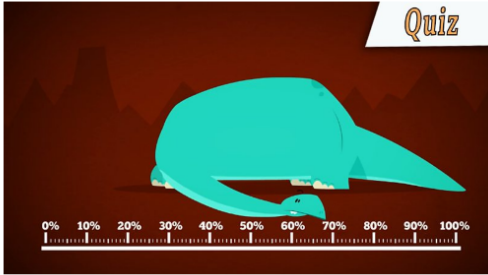
**WB: 29.06.20**

	<p>If you need any further support, we (Mrs Brown, Mrs Cunliffe and Miss Gregg) will be available on Class Dojo. We can also mark any work that is sent across and send this back to you.</p>	<p>Activity 2  <b>Compare and order decimals interactive game</b>          Answer the five questions in the interactive game and practise the skills you have learnt to compare and order decimal numbers.</p>  <p>Remember, we are available on Class Dojo if you need support with any of the questions.</p>		
<p>Thursday</p>	<p>Note down any unfamiliar words from the chapter you have read. Explore the meanings of these words by using a dictionary or reading around the sentence.</p> <p><b>Complete myON Task 7 – Writing Task: Postcard Message</b></p> <p>Write a postcard as if you are a passenger in first class. You will be writing from a passenger’s viewpoint – explore what they have done, what they think of the ship and how they are feeling in your postcard. You can choose what your imaginary passenger is like, think about their age, gender, personality etc. You must write from their viewpoint. Use the information document on the class</p>	<p>Daily Times Tables          TTRockstars: <a href="https://trockstars.com/">https://trockstars.com/</a>          Mathletics: <a href="https://login.mathletics.com">https://login.mathletics.com</a>          TopMarks: <a href="https://www.topmarks.co.uk">https://www.topmarks.co.uk</a></p> <p>Recognising and using percentages; use this video:  <a href="https://www.bbc.co.uk/bitesize/articles/zhntwnb">https://www.bbc.co.uk/bitesize/articles/zhntwnb</a></p> <p>Following this, try this quiz which follows on the screen;</p>	<p><b>Art – Jellyfish Art</b></p> <p>Watch this video:  <a href="https://www.youtube.com/watch?v=PJK-hjQ42U">https://www.youtube.com/watch?v=PJK-hjQ42U</a></p> <p>Use chalks and black paper to create your own jellyfish art.</p> <p>If you don’t have chalks and coloured paper try this jelly fish sketching task.  <a href="https://www.youtube.com/watch?v=95jbxOCV4j0">https://www.youtube.com/watch?v=95jbxOCV4j0</a></p>	<p>Joe Wicks 9am PE Sessions:  <a href="https://www.youtube.com/channel/UCaxW1XT0iEJo0TYIRfn6rYQ">https://www.youtube.com/channel/UCaxW1XT0iEJo0TYIRfn6rYQ</a></p> <p>GoNoodle:  <a href="https://www.gonoodle.com">https://www.gonoodle.com</a></p>



**West Cornforth Primary School**  
**Weekly Overview of Home School Learning Tasks- Year 6**

**WB: 29.06.20**

	<p>blog to help you - 'Titanic Postcard Task'.</p>	<p><b>Activity 2</b>          Percentages quiz          Now try this quiz on what is a percentage.</p>  <p>Finally complete the activity on percentages from the blog.</p>		
<p>Friday</p>	<p>Your child can visit authorfy (<a href="https://authorfy.com/">https://authorfy.com/</a>) Join the website so that they can access videos, author masterclasses and other activities over the next few weeks.          All sections are detailed and explain what you need to include.</p> <p><b>Complete myON Task 8 – Graphic Organiser: The Five 5 W’s: Story Planning</b></p> <p>Plan your very own story about a ship, shipwreck or something similar. Read the fiction books that are available in</p>	<p><b>Daily Times Tables</b>  <b>TTRockstars:</b> <a href="https://trockstars.com/">https://trockstars.com/</a>  <b>Mathletics:</b> <a href="https://login.mathletics.com">https://login.mathletics.com</a>  <b>TopMarks:</b> <a href="https://www.topmarks.co.uk">https://www.topmarks.co.uk</a></p> <p>Recognising percentages as fractions and decimals.</p> <p>Watch the video below:  <a href="https://www.bbc.co.uk/bitesize/articles/zyhjsjg">https://www.bbc.co.uk/bitesize/articles/zyhjsjg</a></p> <p>After reading the information which follows this video, complete the activity from the Blog marked Friday Maths 1. After completing this, then you could try Activity 2.</p>	<p><b>Computing – What makes a good computer game?</b></p> <p>Watch the videos on BBC Bitesize:</p> <p>Daily Lessons – What Makes a Good Computer Game?</p> <p><a href="https://www.bbc.co.uk/bitesize/articles/zk7f382">https://www.bbc.co.uk/bitesize/articles/zk7f382</a></p> <p>Complete Activity 1:</p>	<p>Joe Wicks 9am PE Sessions:  <a href="https://www.youtube.com/channel/UCAxW1XT0iEJo0TYIRfn6rYQ">https://www.youtube.com/channel/UCAxW1XT0iEJo0TYIRfn6rYQ</a></p> <p>Just Dance:  <a href="https://www.youtube.com/results?sp=mAEB&amp;search_query=just+dance">https://www.youtube.com/results?sp=mAEB&amp;search_query=just+dance</a></p>



# West Cornforth Primary School Weekly Overview of Home School Learning Tasks- Year 6

WB: 29.06.20

the earlier reading tasks, if you need some help. The best stories have a challenge, a solution and an exciting ending.

### Complete myON Task 9 – Writing Task: All Aboard the Ship


Write a fictional story about the Titanic, or another ship of your choice. You might like to create your own ship. Think about where your ship might end up.

Further Activities:

If you wish to find out more, then try the activities below:

Matching Fractions, Decimals and Percentages.

<https://nrich.maths.org/1249>




Fractions and Percentages Card Game:

<https://nrich.maths.org/2739>

Or, finally, try some online problems:

<https://uk.ixl.com/math/year-6/percent-of-a-number-word-problems>

Create your own video game character with this activity from Twinkl.



Complete Activity 2:

Activity 2

Use your coding skills and learn about code cracking in World War Two in this activity from Barefoot.

