

Collect Punctuation Game

You will need:

- 1 die
- A punctuation playing card each (paragraph).
- Punctuation collection record card each
- A pencil or whiteboard pen

How to play:

Before the game







1. Look at your playing card carefully (the paragraph). Before you start, you must fill out your own Punctuation Record Card. Which punctuation marks will you need? Will you need more full stops or capital letters?

Hide it from everyone else until you have all finished. They should all be different.

2. Decide which punctuation mark you would like to get for each number on the die. HINT – If your card has a lot of full stops, you might put more full stops on your punctuation collection record.
3. Every time someone rolls the die in the game you can collect the punctuation mark that you have decided for that number.

Here is an example:

This person has decided that he would like to collect question marks every time that someone rolls a six. His friend will get a full stop every time someone rolls a six because he put that on his punctuation collection record.

	,		!
	.		### A
	A		?

You can also tally every time you collect so that you can check no one has cheated at the end.

Playing the game

4. Take turns to roll the die to see who goes first. The person with the highest number goes first.
5. On each turn roll the die. Look at the number. Collect the punctuation mark that your punctuation record card says and put it in your paragraph by writing over it.







If a 5 was rolled and you had an A next to the number five on your punctuation record card, you could write over one of the capital letters in green.

You should collect a punctuation mark every time the die is rolled.







If you have filled all of one type of punctuation and the number is rolled for it on your punctuation card, do not collect and wait until the next roll.

6. Repeat until somebody has written over all of their punctuation marks. They are the winner!

Punctuation Collection Record

Punctuation Collection Record

classroomsecrets.com

Collect Punctuation Game – Rules and Resources

Like this? Find more
Punctuation resources [here](#).

Notes for teachers

- This is the base game. The content is interchangeable (paragraph cards). We recommend laminating this part of the game so the children can play again and again with different paragraph cards each time. You can find Collect Punctuation Game cards on a variety of different topics [here](#). If you are doing a topic that we haven't covered and you would like a set of paragraph cards for your game, why not suggest it to us [here](#)?
- Each pack of paragraph cards is based on a topic or theme. There are three cards for Beginner (full stops and capital letters), three cards for Easy (full stops, capital letters, exclamation marks and question marks) and three cards for Tricky (full stops, capital letters, exclamation marks, question marks and commas in lists). They each have 20 pieces of punctuation so that children of different levels may play together.
- You can also use paragraph cards from different topics together, as each card has the same number of punctuation marks.