



**West Cornforth Primary School**  
**Weekly Overview of Home School Learning Tasks 7 - Year 4**


WB: 18.05.2020





You can share your work with Miss Bailey via Class Dojo Portfolios or Class Dojo Messages. English work can also be completed on MyON Projects. Stay safe!

★ This symbol indicates five tasks Miss Bailey would most recommend having a go at across the week.

Day	Daily English Task Weekly Focus: Poetry and Story Planning	Daily Maths Task Weekly Focus: Statistics	Other Subjects	Keeping Active
Monday	<p><b>Daily Reading Practise.</b> Read online and complete your Accelerated Reader quizzes by logging onto MyON: <a href="https://www.myon.co.uk/login/index.html">https://www.myon.co.uk/login/index.html</a></p> <p><b>(NEW) English Starter.</b> As of this week, each day I will post a little something that will keep your core English skills ticking over. <b>Today's Focus:</b> <i>Listening Comprehension</i> Watch Miss Bailey read a short story and answer the questions she gives you at the end.</p> <p>★ <b>Writing the beginning (introduce the setting).</b> Write a paragraph which sets the scene for the story that you planned on Friday last week. Think about when we did camera, pan, zoom setting descriptions in school: Where is the overall setting (eg. the city)? What is the specific setting (eg. a home)?</p> <p>The key is to focus on describing every part of the setting to build a complete picture in your reader's head. You could do this by using the 5 senses like we've practised before.</p> <p>★ <b>Challenge:</b> Can you use fronted adverbials and/or embedded clauses in your setting description.</p>	<p><b>Daily Times Tables Practise.</b> TTRockstars: <a href="https://ttrackstars.com/">https://ttrackstars.com/</a> MathsFrame: <a href="https://mathsframe.co.uk/en/resources/category/7/multiplication-and-division">https://mathsframe.co.uk/en/resources/category/7/multiplication-and-division</a> TopMarks: <a href="https://www.topmarks.co.uk/maths-games/7-11-years/multiplication-and-division">https://www.topmarks.co.uk/maths-games/7-11-years/multiplication-and-division</a></p> <p><b>Interpreting Discrete and Continuous Data (Continued).</b> Data is a collection of information about a topic, which can be a quantity or a measurement, which a person has gathered. It allows us to understand more about the world.</p> <p>Watch Miss Bailey's YouTube video to recap how to interpret discrete and continuous data which use different scales and then have a go at the questions in your Home Learning Pack.</p>	<p><b>Computing/RE</b> During this time, online safety is super important to make sure that we are all staying protected at home. The following activities have been provided directly from Miss Gregg (our computing lead) for children and parents to work on together. Have a look at them and work through them together.</p> <p>Activity: <a href="http://www.westcornforth.durham.sch.uk/wp-content/uploads/sites/53/2020/05/thinkuknow-8-10s-home-activity-sheet-3.pdf">http://www.westcornforth.durham.sch.uk/wp-content/uploads/sites/53/2020/05/thinkuknow-8-10s-home-activity-sheet-3.pdf</a></p> <p>Following this, have a go at the following computer coding activity: In school we have made animations, music, drawings and more using Scratch. What if we now tried to make a game? Watch the following Tutorial on Scratch for making a chasing game: <a href="https://scratch.mit.edu/projects/editor/?tutorial=chase-game">https://scratch.mit.edu/projects/editor/?tutorial=chase-game</a> Then, using the coding block guide to help you, create your very own chasing game.</p> <p>Once you're done, don't forget to send Miss Bailey a video of your game or a screenshot of your code on Class Dojo.</p>	<p><b>Joe Wicks 9am PE Sessions:</b> <a href="https://www.youtube.com/user/thebo dycoach1">https://www.youtube.com/user/thebo dycoach1</a></p> <p><b>Kids Yoga:</b> <a href="https://www.youtube.com/user/CosmicKidsYoga">https://www.youtube.com/user/CosmicKidsYoga</a></p>
Tuesday	<p><b>Daily Reading Practise.</b> Read online and complete your Accelerated Reader quizzes by logging onto MyON: <a href="https://www.myon.co.uk/login/index.html">https://www.myon.co.uk/login/index.html</a></p> <p><b>(NEW) English Starter.</b> As of this week, each day I will post a little something that will keep your core English skills ticking over. <b>Today's Focus:</b> <i>Spelling</i> Revise the following spelling rule by unscrambling the words linked to each picture.</p> <p><i>The prefix super- means 'over' or 'above' to show something is better than usual. The prefix sub- means 'under' or 'below' to show that something is less or beneath. The prefix inter- means 'between' or 'among'.</i></p> <p>★ <b>Writing the beginning (introducing your main character).</b></p>	<p><b>Daily Times Tables Practise.</b> TTRockstars: <a href="https://ttrackstars.com/">https://ttrackstars.com/</a> MathsFrame: <a href="https://mathsframe.co.uk/en/resources/category/7/multiplication-and-division">https://mathsframe.co.uk/en/resources/category/7/multiplication-and-division</a> TopMarks: <a href="https://www.topmarks.co.uk/maths-games/7-11-years/multiplication-and-division">https://www.topmarks.co.uk/maths-games/7-11-years/multiplication-and-division</a></p> <p><b>Presenting Discrete Data.</b> Data is a collection of information about a topic, which can be a quantity or a measurement, which a person has gathered.</p>	<p><b>Art/DT</b> Sculpture is when you create 3D artwork for a visual effect rather than just a 2D piece of artwork on a surface like paper.</p> <p>Sculpture can either be made by shaping solid materials like: clay, stone, metal, wood or ice, or by putting different materials together to create a form.</p> <p>Some of the most popular sculpture focuses around the human or animal body and are large but they can really be about anything you like and any size you like (check out Willard Wigan) – all you need is some imagination!</p>	<p><b>Joe Wicks 9am PE Sessions:</b> <a href="https://www.youtube.com/user/thebo dycoach1">https://www.youtube.com/user/thebo dycoach1</a></p> <p><b>Just Dance:</b> <a href="https://www.youtube.com/results?search_query=just+dance+playlist&amp;sp=EiSSASEKCi9tLzA5djl2ZDQgE2p1c3QgZGFuY2UgcGxeWxpc3R4AQ%253D%253D">https://www.youtube.com/results?search_query=just+dance+playlist&amp;sp=EiSSASEKCi9tLzA5djl2ZDQgE2p1c3QgZGFuY2UgcGxeWxpc3R4AQ%253D%253D</a></p>

	<p>Write a paragraph which introduces the main character. When describing your character, focus on what they look like (appearance of their face, hair, clothes) and what their personality is like – is it the same as before the war began?</p> <p>After this, write a second paragraph which explains what daily life is like for your character before the problem and action occurs. Think carefully about what someone in the position of <b>your particular character</b> would be doing day-to-day in WW2. For example, an evacuated child might be playing with their puppet (toy) but a soldier in a Normandy probably wouldn't be.</p> <p>★ <b>Challenge:</b> Can you use expanded noun phrases to describe your main character?</p>	<p>Watch Miss Bailey's YouTube video to see how we accurately draw our presentation of discrete data and then present the data supplied to you in this interesting visual way.</p> <p>N.B. I understand if you do not have access to graph paper. My advice is to draw as accurate graph as possible by drawing using a ruler.</p>	<p>Watch Miss Bailey's YouTube video to see how we choose what kind of techniques to use when sculpting by exploring the qualities of different materials that we can find around our home.</p> <p>Then, create your own sculpture of a person, animal, creature, plant, object or abstract idea. Will you choose to make a tall sculpture? A miniature sculpture? A detailed sculpture? Only time will tell!</p> 							
<p><b>Wednesday</b></p>	<p><b>Daily Reading Practise.</b> Read online and complete your Accelerated Reader quizzes by logging onto MyON: <a href="https://www.myon.co.uk/login/index.html">https://www.myon.co.uk/login/index.html</a></p> <p><b>(NEW) English Starter.</b> As of this week, each day I will post a little something that will keep your core English skills ticking over. <b>Today's Focus: Handwriting</b> Practise your joined handwriting on a piece of paper (ideally lined paper) by copying Miss Bailey's passage.</p> <p>★ <b>Writing the build-up of your story (introducing the problem).</b> Write a paragraph which introduces the problem (something dangerous which is/is about to happen). You should have planned the problem in your story last week. Whether it is something that is your character's fault or something scary that happens to them, your problem should be something that could have happened to a person in WW2. Consider using a historical event to inspire you like the Blitz (if your character is in Britain) or D-Day (if your character is fighting in hostile lands).</p> <p>★ <b>Challenge:</b> Can you use an ellipsis to leave the reader in suspense before they read what happens to your character in the action?</p>	<p><b>Daily Times Tables Practise.</b> TTRockstars: <a href="https://trockstars.com/">https://trockstars.com/</a> MathsFrame: <a href="https://mathsframe.co.uk/en/resources/category/7/multiplication-and-division">https://mathsframe.co.uk/en/resources/category/7/multiplication-and-division</a> TopMarks: <a href="https://www.topmarks.co.uk/maths-games/7-11-years/multiplication-and-division">https://www.topmarks.co.uk/maths-games/7-11-years/multiplication-and-division</a></p> <p><b>Presenting Discrete Data 2.</b> Data is a collection of information about a topic, which can be a quantity or a measurement, which a person has gathered.</p> <p>Run an investigation into one of the topics suggested by Miss Bailey in your Home Learning Pack and then present your results, thinking about the scale and intervals you should use. Can you draw a conclusion from your results?</p> <p>N.B. I advise drawing your graph as accurately as possible by the means you used yesterday.</p>	<p><b>Music/Spanish</b> <b>Let's get last week's task done.</b> Remember those colours and shapes that we've been practising over the last couple of weeks? Time to put them to use.</p> <p>Revise the final descriptive terms which we have learnt in school in this term, including positional terms, and see if you can guess what Miss Bailey is describing in each statement.</p> <p><b>Dojo bonus task:</b> Why not create your own picture and your own descriptive statements and test whether your family can guess your clues correctly?</p> <p><i>Remember: The structure of sentences is different in Spanish to English. Use Miss Bailey's statements to support you.</i></p> <table border="0" data-bbox="1400 1005 1881 1197"> <tr> <td>Arriba = Top/above Ah-ree-bah</td> <td>A la derecha = Right Ah la der-ay-tcha</td> </tr> <tr> <td>Abajo = Bottom/below Aba-hoh</td> <td>En el centro = In the centre En el sen-tro</td> </tr> <tr> <td>A la izquierda = Left Ah la eez-care-dah</td> <td>Al lado de = Next to Al ladow dey</td> </tr> </table>	Arriba = Top/above Ah-ree-bah	A la derecha = Right Ah la der-ay-tcha	Abajo = Bottom/below Aba-hoh	En el centro = In the centre En el sen-tro	A la izquierda = Left Ah la eez-care-dah	Al lado de = Next to Al ladow dey	<p><b>Joe Wicks 9am PE Sessions:</b> <a href="https://www.youtube.com/user/thebo dycoach1">https://www.youtube.com/user/thebo dycoach1</a></p> <p><b>Daily Walk:</b> Go for a walk around your local area, a cycle or a scooter.</p>
Arriba = Top/above Ah-ree-bah	A la derecha = Right Ah la der-ay-tcha									
Abajo = Bottom/below Aba-hoh	En el centro = In the centre En el sen-tro									
A la izquierda = Left Ah la eez-care-dah	Al lado de = Next to Al ladow dey									
<p><b>Thursday</b></p>	<p><b>Daily Reading Practise.</b> Read online and complete your Accelerated Reader quizzes by logging onto MyON: <a href="https://www.myon.co.uk/login/index.html">https://www.myon.co.uk/login/index.html</a></p> <p><b>(NEW) English Starter.</b> As of this week, each day I will post a little something that will keep your core English skills ticking over. <b>Today's Focus: Grammar (Apostrophes)</b> Can you explain the mistake with the possessive apostrophe that Miss Bailey has used in her sentence?</p>	<p><b>Daily Times Tables Practise.</b> TTRockstars: <a href="https://trockstars.com/">https://trockstars.com/</a> MathsFrame: <a href="https://mathsframe.co.uk/en/resources/category/7/multiplication-and-division">https://mathsframe.co.uk/en/resources/category/7/multiplication-and-division</a> TopMarks: <a href="https://www.topmarks.co.uk/maths-games/7-11-years/multiplication-and-division">https://www.topmarks.co.uk/maths-games/7-11-years/multiplication-and-division</a></p> <p><b>Presenting Continuous Data.</b></p>	<p><b>Science</b> Over the past couple of weeks, you have been focusing on vertebrate animals; how they can be divided into five classes and how they can be identified in the environment using classification keys developed by taxonomists.</p> <p>Today, we are going to focus on how animals within the invertebrate group (without a backbone) can be further classified into five main groups based on a set</p>	<p><b>Joe Wicks 9am PE Sessions:</b> <a href="https://www.youtube.com/user/thebo dycoach1">https://www.youtube.com/user/thebo dycoach1</a></p> <p><b>GoNoodle:</b> <a href="https://family.gonoodle.com/">https://family.gonoodle.com/</a></p>						

	<p>★ <b>Writing the action of your story (facing the problem).</b> Write a couple of paragraphs about how your main character deals with the problem which has just appeared.</p> <p>Your first paragraph should <b>build tension</b> as your character begins to face the problem. Imagine that, for your character, it feels like the world has slowed down. What can they see, hear, smell, taste and feel as they look around them? What makes the problem so scary?</p> <p>Your second paragraph should actually <b>describe the action</b>. What makes the problem worse? Does something get in your character's way? Do they get hit or injured? Does someone grab them? Does someone need help?</p> <p>★ <b>Challenge:</b> Can you write a sentence which uses a fronted adverbial and an expanded noun phrases to describe your action?</p>	<p>Data is a collection of information about a topic, which can be a quantity or a measurement, which a person has gathered.</p> <p>Watch Miss Bailey's YouTube video to see how we accurately draw our presentation of continuous data and then present the data supplied to you in this interesting visual way.</p> <p>N.B. I advise drawing your graph as accurately as possible by the means you used yesterday (eg. scale measured with ruler).</p>	<p>of characteristic s (just like we did with the vertebrates).</p> <p>Look through the provided Science PowerPoint to learn about the characteristics of each group of invertebrate animals.</p> <p>Following this, sort an array of invertebrate animals into their group based on what you now know about those animals.</p> <p>Finally, practise being a top taxonomist by using a classification key for invertebrates, provided by Miss Bailey, to distinguish different invertebrate species.</p> <p><b>Bonus Activity:</b> Why not go mini-beast hunting in your garden or local area? Look in trees, on flowers and under rocks (different microhabitats) to find some critters and then decide which invertebrate group each mini-beast you find fits into.</p>	
Friday	<p><b>Daily Reading Practise.</b> Read online and complete your Accelerated Reader quizzes by logging onto MyON: <a href="https://www.myon.co.uk/login/index.html">https://www.myon.co.uk/login/index.html</a></p> <p><b>(NEW) English Starter.</b> As of this week, each day I will post a little something that will keep your core English skills ticking over. <b>Today's Focus:</b> <i>Reading Comprehension</i> Read the short text that Miss Bailey has given you and answer the questions.</p> <p>★ <b>Writing the ending of your story (after the action).</b> Write a conclusion to your story that finishes it off. This is usually the paragraph people rush, but it is arguably the most important part of the story because it is the last opportunity you have as a writer to make an impact on the reader! Think about what happens to your character at the climax. Is there a resolution (where your character survives), a tragedy (where your character or someone they care about dies) or a cliff-hanger (where your character suddenly has another problem)? Don't just tell the reader your ending, <b>describe</b> your ending.</p> <p>A nice way that you can describe how your story ends is by focusing on how your main character feels and what they are thinking. What might be their final thoughts be after everything that has happened? Is this what they think at that moment or 75 years on when they are celebrating VE day with family.</p> <p>★ <b>Challenge:</b> Can you use fronted adverbials and/or embedded clauses in your concluding paragraph so the reader knows when, where or how something is happening.</p>	<p><b>Daily Times Tables Practise.</b> TTRockstars: <a href="https://trockstars.com/">https://trockstars.com/</a> MathsFrame: <a href="https://mathsframe.co.uk/en/resources/category/7/multiplication-and-division">https://mathsframe.co.uk/en/resources/category/7/multiplication-and-division</a> TopMarks: <a href="https://www.topmarks.co.uk/maths-games/7-11-years/multiplication-and-division">https://www.topmarks.co.uk/maths-games/7-11-years/multiplication-and-division</a></p> <p><b>Presenting Continuous Data 2.</b> Data is a collection of information about a topic, which can be a quantity or a measurement, which a person has gathered.</p> <p>Run an investigation into one of the topics suggested by Miss Bailey in your Home Learning Pack and then present your results, thinking about the scale and intervals you should use. Can you draw a conclusion from your results?</p> <p>N.B. I advise drawing your graph as accurately as possible by the means you used yesterday (eg. scale measured with ruler).</p>	<p><b>History/Geography</b> Last week we learnt that, after the Romans left it, Britain was attacked by a series of Anglo Saxon tribes called the Angles, the Saxons and the Jutes. These tribes ended up claiming most of England and divided it into <u>seven</u> separate kingdoms which often were at war with one another.</p> <p>Using the history sheet given to you, make some predictions about the tribes which ruled over each Kingdom.</p>  <p>Following this, draw a sketch map of Anglo-Saxon England and label each kingdom by writing their names written in the Anglo-Saxon alphabet called Futhork, which was made up of 28 runes.</p> 	<p><b>Joe Wicks 9am PE Sessions:</b> <a href="https://www.youtube.com/user/theboodycoach1">https://www.youtube.com/user/theboodycoach1</a></p> <p><b>Just Dance:</b> <a href="https://www.youtube.com/results?search_query=just+dance+playlist&amp;sp=EISSASEKCi9tLzA5djl2ZDggE2p1c3QgZGFuY2UgcGxheWxpc3R4AQ%253D%253D">https://www.youtube.com/results?search_query=just+dance+playlist&amp;sp=EISSASEKCi9tLzA5djl2ZDggE2p1c3QgZGFuY2UgcGxheWxpc3R4AQ%253D%253D</a></p>