













**West Cornforth Primary School**  
**Weekly Overview of Home Learning - Year 1**  
**Topic Whole School- Journeys**

**WB: 23.3.20**



<p><b>Monday</b></p>	<p><b>Maths- Measures- Height</b>  <b>Starter-</b> Practise counting in 2's, 5's and 10's using a hundred square. Circle numbers as they count.</p> <p><b>Main Activity-</b> Use string to measure your height. If you have siblings measure and compare their height.</p>  <p>Label string with the correct name. <b>Who is the tallest/shortest? Who is taller or shorter than you?</b></p> <p>Now try to measure the adults. Compare an adults string to yours. <b>How many cubes taller is the adult than you?</b></p>	<p><b>Literacy</b>  <b>Phonics-</b> Flash cards (Phase 3&amp;5) Play buried treasure.</p> <p><b>Literacy-</b> Look at the book 'Little People, Big Dreams' All about Amelia Earhart.</p>  <p><a href="https://www.youtube.com/watch?v=YIFxH5HDWFs">https://www.youtube.com/watch?v=YIFxH5HDWFs</a></p> <p>Talk about what she achieves. <b>What would the children like to achieve in their lives? What are their dreams?</b></p> <p>Ask the children what they would like to do when they grow up. Children write about their ideas.          For example, I would like to _____</p>	<p><b>Geography</b>          Talk about different places/countries that Amelia may have travelled to. Use google earth. <b>What makes these places special/unique? What is different/ the same about them?</b></p> <p>Discuss Year 1 Geography focus on our local area. <b>Can the children talk about our local area? What is it like? What is special about our local area? What is the same/different about our local area compared to the places Amelia might have travelled to?</b></p> <p>Talk about our fieldwork focused around the High Street in West Cornforth. Use Google Earth to explore West Cornforth. Complete a simple PowerPoint or spider diagram (on paper) to highlight some of the things that are special about our local area. <b>What do we have?</b></p>
<p><b>Tuesday</b></p>	<p><b>Maths</b>  <b>Starter-</b> Doubles to 10 and beyond.</p> <p><b>Main Activity-</b> Discuss measuring height with a ruler. <b>Where do we start and end? What unit of measure do we measure in when we are measuring with a ruler?</b> Discuss centimetres (cm). Discuss metres (m) being for when we measure much larger items.</p> <p>Find 5 items from around your home. <b>Can you measure the height of the items and compare? Which is the</b></p>	<p><b>Literacy</b>  <b>Phonics-</b> Flash cards (Phase 3&amp;5) Phonics play- Dragons Den.</p>  <p><b>Literacy-</b> Recap the book.  <a href="https://www.youtube.com/watch?v=YIFxH5HDWFs">https://www.youtube.com/watch?v=YIFxH5HDWFs</a>  <b>Who is Amelia Earhart? Where does she go?</b> Get the children to imagine they could go anywhere in the world. Look at places on Google earth.</p> <p>Children draw an image and write about where they would like to travel to. For example, I would to travel to ___ because ___. <b>What would they like to see/do there?</b></p>	<p><b>Art</b>  <b>Line drawing-</b> Look at an image of the plane that Amelia Earhart flew.</p>  <p>Complete a line drawing of the plane. Focus on details. <b>What can they see in the image?</b></p>  <p><b>PE</b>  <a href="https://www.youtube.com/user/thebodycoach1">https://www.youtube.com/user/thebodycoach1</a></p> <p>Join in with Joe Wicks daily PE session on his YouTube- The Body Coach.</p> <p>Children could choose a session to join in with.</p>

	<p><b>tallest/shortest?</b> Etc. Record measurements in a simple table. – See <b>Resources.</b></p>				
<p><b>Wednesday</b></p>	<p><b>Maths</b>  <b>Starter-</b> Quick fire name the shape with 2-D and 3-D shapes. Show the children an image of a shape and they say the name.</p> <p><b>Main Activity-</b>  Measure the height of the pilots in centimetres (cm) using a ruler.</p> <p>Answer simple questions related. See maths resources.</p>	<p><b>Literacy</b>  <b>Phonics-</b> Flash cards (Phase 3&amp;5) Phonics play- Tricky word trucks. Can you write sentences with these tricky words in?</p> <p><b>Literacy- Who is Amelia Earhart? What did she do?</b>  Talk about what we already know and what we would like to find out. Think of questions to highlight things we would like to find out about Amelia Earhart. Talk about using a question mark. Write questions around the image of Amelia Earhart.</p>	  	<p><b>Science</b>  Look at images of different planes from the past (inside and outside.) Use google images.</p> <p><b>Can the children label the planes with the materials they think key parts are or could be made from?</b> This should be inside and the outside. They could write about/talk about why they think each part is made from a key material. <b>Does it need to be strong? Does it need to be soft/flexible?</b></p>	
<p><b>Thursday</b></p>	<p><b>Maths</b>  <b>Maths</b>  <b>Starter-</b> Write different numbers from 0-20. <b>Can you write 1 more than a given number? What is 1 more than 17?</b></p> <p><b>Main Activity-</b>  Complete simple questions and tasks related to measuring height in cm.</p> <p>See resources.</p>	<p><b>Literacy</b>  <b>Phonics-</b> Flash cards (Phase 3&amp;5) Make a match. Write words- Whiteboards.</p> <p><b>Literacy-</b> Look at the different link to the book 'Little People, Big Dreams' All about Amelia Earhart. Listen to the information about her life.  <a href="https://www.youtube.com/watch?v=vN1o6u7Zo9A">https://www.youtube.com/watch?v=vN1o6u7Zo9A</a>  Use 'All about Amelia Earhart' PowerPoint to learn other facts about her and her life.</p> <p>Children complete reading comprehension task about Amelia Earhart. See information and answer key questions.</p>	 	<p><b>Art/DT</b>  Can you use junk to make your own plane?</p> <p><b>What colours will you use?</b>  <b>Can you use scissors to cut key parts?</b>  <b>What will you use to attach the different parts?</b></p> 	<p><b>PE</b>  <a href="https://www.youtube.com/user/thebodycoach1">https://www.youtube.com/user/thebodycoach1</a></p> <p>Join in with Joe Wicks daily PE session on his YouTube- The Body Coach.</p> <p>Children could choose a session to join in with.</p>

<p><b>Friday</b></p>	<p><b>Maths</b>  <b>Starter-</b> Write number sentences to show all number bonds to 10. E.g. 7+3=10</p> <p><b>Main Activity-</b>  Complete simple questions and tasks related to measuring height in cm.</p> <p><b>Focus on explaining.</b></p> <p>See resources.</p>	<p><b>Literacy</b></p> <p><b>Phonics-</b> Flash cards (Phase 3&amp;5)  Sentence level games- Phonics Play.</p>  <p><b>Literacy-</b> Recap information we have learnt about Amelia Earhart. Go back through the PowerPoint.</p> <p>Children then complete a simple biography all about Amelia Earhart. See resources.</p>	<p><b>History</b>  Find out about and compare aeroplanes from the past and present. <b>What has changed?</b></p> <p>Use the internet.  <a href="https://www.youtube.com/watch?v=3X8RR3KUIY">https://www.youtube.com/watch?v=3X8RR3KUIY</a></p> <p>Find out about key dates and changes.</p> <p>Create a simple PowerPoint to highlight the changes over time. Present your findings to your family.</p>
----------------------	---	---	---

**Useful Websites for Extra Tasks/Activities**

<p><b>Phonics</b>  <a href="https://www.phonicsplay.co.uk/">https://www.phonicsplay.co.uk/</a>  Username – march20 Password – home</p> <p><a href="https://www.teachyourmonstertoread.com/games/tm1/demo">https://www.teachyourmonstertoread.com/games/tm1/demo</a></p> <p><a href="https://www.phonicsbloom.com/">https://www.phonicsbloom.com/</a></p> <p><a href="https://www.topmarks.co.uk/english-gam.../.../letters-and-sounds">https://www.topmarks.co.uk/english-gam.../.../letters-and-sounds</a></p>	<p><b>Maths</b>  <a href="http://www.mathletics.com">www.mathletics.com</a></p> <p><a href="http://www.ttrs.com">www.ttrs.com</a></p> <p><a href="http://www.topmarks.co.uk">www.topmarks.co.uk</a></p> <p><a href="https://www.oxfordowl.co.uk/for-home/">https://www.oxfordowl.co.uk/for-home/</a></p> <p><a href="https://www.bbc.co.uk/iplayer/episodes/b08bzfnh/numberblocks">https://www.bbc.co.uk/iplayer/episodes/b08bzfnh/numberblocks</a></p> <p><a href="http://www.whiterosemaths.com/homelearning/">www.whiterosemaths.com/homelearning/</a></p>
<p><b>English</b></p> <p><a href="https://www.topmarks.co.uk/.../7-11-years/spelling-and-grammar">https://www.topmarks.co.uk/.../7-11-years/spelling-and-grammar</a></p> <p><a href="http://www.soooperbooks.com">www.soooperbooks.com</a></p> <p><a href="https://www.oxfordowl.co.uk/for-home/">https://www.oxfordowl.co.uk/for-home/</a>  <a href="http://www.spellingframe.co.uk">www.spellingframe.co.uk</a></p>	<p><b>Other</b></p> <p><a href="https://www.si.edu/kids">https://www.si.edu/kids</a> - Fun lessons on geography, history and science</p> <p><a href="https://www.shaunsgameacademy.co.uk/">https://www.shaunsgameacademy.co.uk/</a> - Computing</p> <p><a href="https://scratch.mit.edu/">https://scratch.mit.edu/</a> - Computing – click ‘create’</p>

<http://www.funenglishgames.com/games.html>

<https://www.eslgamesplus.com/>

[www.pobble365.com](http://www.pobble365.com)

[www.readtheory.org](http://www.readtheory.org)

<https://www.scholastic.com/.../scholastic-learn-at-home--free...#>

<https://www.duolingo.com/register> - Languages

<https://mrnussbaum.com/science> - Science

<https://www.gonoodle.com/good-energy-at-home-kids-games-an.../> - Free exercise videos

<https://www.virtualmusicalinstruments.com/> - Music